



Innovation • Inspiration • Excellence for All

Casimir Pulaski School
150 Kings Cross
Yonkers, NY 10583
Tel. (914) 376-8575
Fax (914) 772-7697

Christine Montero
Principal

To the Parent/Guardian of [REDACTED]:

Casimir Pulaski School is pleased to provide you with access to Janelly's attendance records and current grades via the PowerSchool Parent Portal. To access this information, you will need to follow these steps:

1. Open an internet browser on a computer or laptop device. *Unfortunately at this time, parent portal registration is not supported using a mobile or tablet device.*
2. Type <https://yonkersps.powerschool.com/public> in the address bar of your browser and choose "Create Account" to start the process.
3. Create your account by following the on-screen prompts. You will need to supply your first name, last name, email address, username, password, and relationship to child. Please make note of your username and password.
4. To link to your child, use the provided Access ID and Password below. The Access ID is case sensitive.

Your Access ID is: [REDACTED]

Your Access Password is: [REDACTED] *Date of Birth* in the following format: **mm/dd/yyyy**. For example, if her birthday is February 2, 2010, you will enter 02/02/2010.

5. If you have more than 1 child in the district, you may link them on this screen, or in the Parent Portal. You will need a unique Access ID and password for each additional child.

Once you successfully create your account, you will be able to use your username and password to sign in to your child's account.

If you have any questions regarding the use of the Parent Portal, please contact the Student Information Systems Department at (914) 376-8229 or via email at parentportal@yonkerspublicschools.org. You may also refer to documentation located on the District website at www.yonkerspublicschools.org/parentportal.

Wishing you and Janelly a successful academic year.

Sincerely,


Christine Montero
Principal


yonkerspublicschools.org


HR 206

Parent Portal Access Instructions


Navigation

 Grades and Attendance

 Grade History


 Attendance History


 Email Notification


 Teacher Comments

 Student Reports

 Forms

 School Bulletin

 Class Registration

 My Schedule

Once logged into PowerSchool Parent Portal the screen to the left is displayed

1. Double click on Student Reports
2. Currently Published Reports and/or Archived Reports will appear (see screen below)
3. Double click on current report

2.

▼ Currently Published Reports

[T1 - Grades 1-6 Report Card](#)

[T1 - Grades 1-6 Report Card Spanish/Español](#)

▼ Archived Reports

Report Name

[2020-21 Grades 1-6 Final Report Card Spanish/Español](#)

[2020-21 Grades 1-6 Final Report Card](#)